

TECHNICAL DATASHEET 300g POWER TAB 2IN1

PREVENTS

- condensation
- bad smells
- peeling wallpapers
- allergies*
- mould



IDENTIFICATION

300g Power TAB2in1 is the refill for Henkel humidity absorber device; ideal for rooms of 10 m².

FUNCTIONALITY



1. The Power TAB2in1 absorbs excess humidity and neutralizes bad smells in the air.
2. The Power TAB2in1 converts humidity into brine water.
3. The brine water is collected in the tank of Henkel humidity absorber device.



No electricity needed



Environmental-friendly and convenient: No disposal of consumed bags

*RECOMMENDATION BY AFPRAL

(French Association for Allergies Prevention)

The Henkel Humidity Absorber helps effectively preventing allergies by reducing humidity which causes mould and dust mites developments, the origin of allergies like nasal stuffiness, asthma, eczema...



According to a survey carried out among several allergic families in France, AFPRAL recommended the use of Henkel Humidity Absorber and its Power TAB2in1 as special product in the area of humidity absorption for reducing actively the development of allergens like moulds and dust mites. 87% of allergic users state a significantly increased well-being feeling and decreased oppression and breath problems.

AFPRAL recommended only Power TAB2in1. Power TAB3in1 with fragrance is not recommended by AFPRAL.

APPLICATION

The 300g Power TAB2in1 used with Henkel Humidity Absorber is ideal for rooms of about 10 m² with poor air circulation.



For larger rooms, use more than one device or other devices with 450g Power TAB2in1: Mach3 Stop Humidity 20m² or 40m²



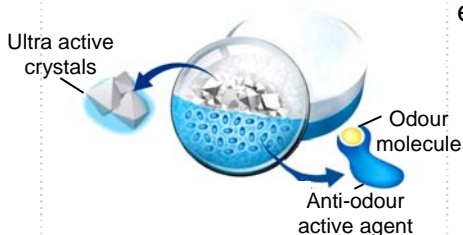
DESCRIPTION

Power TAB2in1	300g / diameter: 80mm / thickness: 43 to 45mm
Power TAB2in1's Color	Bi-colour (blue & white)
Power TAB2in1's composition	Calcium chloride
Other benefits	Anti-odour

PERFORMANCE

Immediate absorption	First drop in less than 24h
Long lasting absorption	About 2 months* in a room of 10m ² Use more devices in a bigger room * Depending on the standard humidity level and room temperature

Technology
Power TAB2in1 is the unique two-phase compact Power TAB with genuine separation of active ingredients. Strongly reduces bad smells while fighting efficiently against humidity.

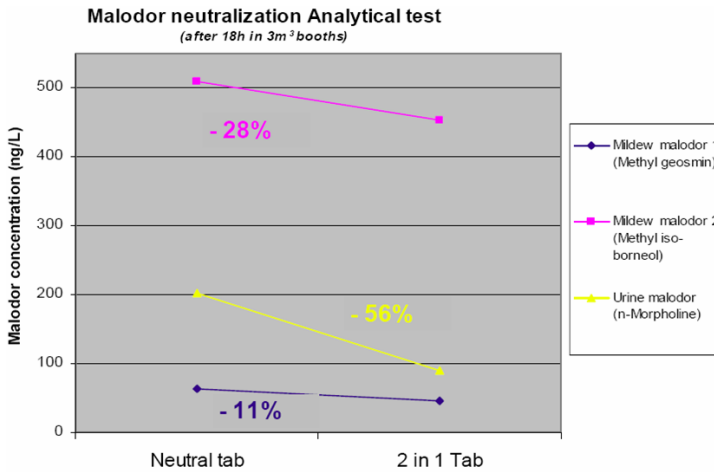


ANTI-HUMIDITY: The ultra active crystals absorb excess humidity in the air and convert it into brine water.

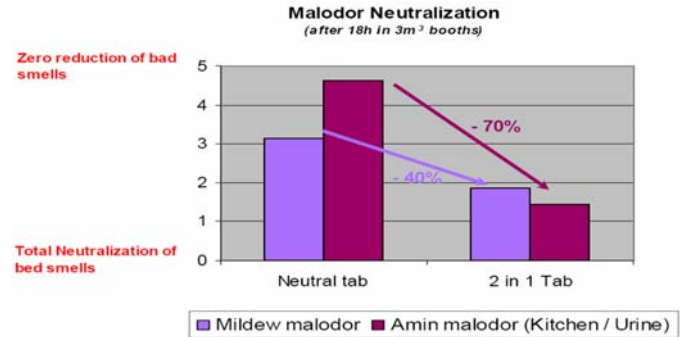
ANTI-ODORE: The patented any odour technology neutralizes strongly bad smells without masking them and ensures the scientifically proved odour reduction up to 70%*. Because the special active agent is fully integrated into the blue phase, it leads into a long lasting effect during the full lifetime of Power TAB.

*validated by an external anti-odour specialist Lab in Dec 2009

MALODOR NEUTRALIZATION



(Quantitative evaluation made in external lab)



(Quantitative evaluation made by a panel of 20 perfume specialist)

Hygrometry (Relative Humidity in %)	Duration* (1 Power TAB2in1 in a 10m ² room)	
	Temperature under 15 °C	Temperature above 15 °C
Under 65%HR	about 3-4 months	about 2-3 months
Above 65%HR	about 2 months	about 1,5 months

* Depending on the standard humidity level and room temperature

INSTRUCTIONS

1. Remove the top cover
2. Open the sachet without touching the Power TAB2in1. Place it on the support.
3. Close the lid by matching the triangle.
4. Open the lid to empty the brine water into the toilet. Clean residues with warm water.



STORAGE

24 month for neutral Power TAB2in1
12 month for perfumed Power TAB3in1
Store in dry place.
Store at + 0°C.

WARNING INSTRUCTIONS

In order to guarantee an optimal air circulation, place the device at least 10 cm from the wall. Do not allow Power TAB2in1 or waste water solution to come into contact with easily damaged metal surfaces such as gold plate and chromium plate, leather, fabrics, carpets or other floor coverings.
In case of contact, immediately wash with warm water.

SAFETY



Xi Irritant

This product is considered as dangerous, for further details and before use, please refer to the safety datasheet on the web site www.sdb.henkel.de

Update : July 2011